

FGP LIMITED

Regd. Off. : Commercial Union House, 9, Wallace Street.

Fort, Mumbai - 400 001.

Tel : 2207 0273 / 2201 5269

Email : fgpltd03@gmail.com • Website : www.fgpltd.in

CIN : L26100MH1962PLC012406

November 09, 2016

BSE Limited
Phiroze Jeejeebhoy Towers,
Dalal Street,
Mumbai 400 001

Scrip Code: 500142

Sub: Submission of the Unaudited Financial Results alongwith the Limited Review Report for the quarter and half year ended September 30, 2016.

Dear Sir,


Pursuant to Regulation 33 read with Regulation 30 of the SEBI (Listing Obligations and Disclosure Requirements) Regulations, 2015, please find enclosed herewith the Un-audited Financial Results of the Company along with the Limited Review Report for the quarter and half year ended September 30, 2016 which have been approved by the Board of Directors at their meeting held on November 09, 2016.

The meeting commenced at around 04.10 p.m. and concluded at around 05.10 p.m.


Kindly take the above mentioned results on record and acknowledge.

Thanking you,

Yours faithfully,
For FGP Limited



Aayushi Mulasi
Company Secretary



Encl.: As stated above

V. S. Somani & Co.
Chartered Accountants
17, Daturva Society, Dasturwadi,
M.M.G.S. Marg, Dadar- (E)
Mumbai – 400 014. India
Tel : 91-22-32586162
E- Mail : vidyadhar@cavssomani.com

INDEPENDENT AUDITOR'S REVIEW REPORT ON INTERIM FINANCIAL STATEMENTS

The Board of Directors,
FGP Limited,
9 Commercial Union house,
Wallace Street,
Mumbai – 400 001.

We have reviewed the accompanying statement of unaudited financial results of **FGP Limited (the Company)**, for the quarter and six months ended on 30th September 2016 (the statement) being submitted by the Company pursuant to the requirement of Regulation 33 of SEBI (Listing Obligation and Disclosure Requirements) Regulation, 2015 read with SEBI Circular No. CIR/CFD/FAC/62/2016 dated July 05,2016. This statement is the responsibility of the Company's Management and has been approved by the Board of Directors. Our responsibility is to issue a report on these financial statements based on our review.

We conducted our review in accordance with the Standard on Review Engagement (SRE) 2410, Review of Interim Financial Information Performed by the Independent Auditor of the Entity issued by the Institute of Chartered Accountants of India. This standard requires that we plan and perform the review to obtain moderate assurance as to whether the financial statements are free of material misstatement. A review is limited primarily to inquiries of company personnel and analytical procedures applied to financial data and thus provide less assurance than an audit. We have not performed an audit and accordingly, we do not express an audit opinion.

Based on our review conducted as above, nothing has come to our attention that causes us to believe that the accompanying statement of unaudited financial results prepared in accordance with applicable Accounting Standards prescribed under section 133 of the Companies Act,2013 read with relevant rules issued there under and other recognized accounting practices and policies generally accepted in India, has not disclosed the information required to be disclosed in terms of Regulation 33 of the SEBI (Listing Obligations and Disclosure Requirements) Regulations, 2015 read with SEBI Circular No. CIR/CFD/FAC/62/2016 dated July 05,2016 including the manner in which it is to be disclosed, or that it contains any material misstatement.

For V.S.Somani & CO.,
Chartered Accountants
Firm Registration No 117589W


CA. V.S.Somani
Proprietor
Membership No. 102664

Place : Mumbai
Date : November 09, 2016


FGP LIMITED

Regd. Office: 9, Wallace Street, Fort, Mumbai- 400 001.

Web Site : www.fgpltd.in, Email ID- fgpltd03@gmail.com, CIN- L26100MH1962PLC012406

Statement of Standalone Unaudited Financial Results For the quarter and half year ended 30th September, 2016

[₹ In Lacs except EPS]						
PARTICULARS	Quarter Ended (Unaudited)			Half Year Ended (Unaudited)		Year Ended (Audited)
	30/09/2016	30/06/2016	30/09/2015	30/09/2016	30/09/2015	31/03/2016
1 Income From Operation						
(a) Net Sales/ Income From Operations	3.15	3.15	1.80	6.30	3.60	12.60
(b) Other Operating Income	0.09	0.04	3.17	0.13	4.58	3.24
Total Income from Operations (Net)	3.24	3.19	4.97	6.43	8.18	15.84
2 Expenses						
(a) Cost of Materials consumed	-	-	-	-	-	-
(b) Purchase of stock-in-trade	-	-	-	-	-	-
(c) Change in inventories of finished goods, work-in-progress and stock-in-trade	-	-	-	-	-	-
(d) Employee benefits expenses	8.01	8.27	2.62	16.28	4.94	16.71
(e) Depreciation & amortisation expenses	0.04	0.04	0.04	0.08	0.08	0.16
(f) Professional & Retainer expenses	9.14	6.44	9.66	15.58	16.95	29.73
(g) Electricity expenses	3.16	4.45	5.00	7.61	9.34	14.95
(h) Annual General Meeting Expenses	5.01	-	4.90	5.01	4.90	4.83
(i) Loss on Sale of Investments	2.42	3.46	-	5.88	-	-
(j) Provision for Diminution in value of investments	-	-	-	-	-	9.62
(k) Repairs & Maintenance	1.12	3.95	1.27	5.07	2.67	4.75
(l) Other expenses	3.40	3.23	3.32	6.63	7.98	13.53
Total expenses	32.30	29.84	26.81	62.14	46.86	94.28
3 Profit/(Loss) from operations before other income, Finance cost and exceptional items (1-2)	(29.06)	(26.65)	(21.84)	(55.71)	(38.68)	(78.44)
4 Other Income	4.11	7.74	5.44	11.85	12.97	17.62
5 Profit/(Loss) from Ordinary Activities before finance costs and exceptional items (3+4)	(24.95)	(18.91)	(16.40)	(43.86)	(25.71)	(60.82)
6 Finance Cost	-	-	-	-	-	-
7 Profit/(Loss) from Ordinary Activities after finance costs and exceptional items (5-6)	(24.95)	(18.91)	(16.40)	(43.86)	(25.71)	(60.82)
8 Exceptional items	-	-	-	-	-	-
9 Profit/(Loss) from Ordinary Activities before tax (7+8)	(24.95)	(18.91)	(16.40)	(43.86)	(25.71)	(60.82)
10 Tax expenses	-	-	-	-	-	-
11 Net Profit (+)/(Loss) (-) from ordinary Activities after tax (9-10)	(24.95)	(18.91)	(16.40)	(43.86)	(25.71)	(60.82)
12 Extraordinary items (net of tax exp.)	-	-	-	-	-	-
13 Net Profit (+)/(Loss) (-) for the period	(24.95)	(18.91)	(16.40)	(43.86)	(25.71)	(60.82)
14 Share of Profit / (Loss) of associates	-	-	-	-	-	-
15 Minority Interest	-	-	-	-	-	-
16 Net Profit / (Loss) after taxes, minority interest and share of Profit/(Loss) of associates (13+14+15)	(24.95)	(18.91)	(16.40)	(43.86)	(25.71)	(60.82)
17 Paid up equity share capital (Face Value of ₹ 10/- each)	1189.51	1189.51	1189.51	1189.51	1189.51	1189.51
18 Reserves excluding Revaluation Reserves as per balance sheet of previous accounting year.	-	-	-	-	-	(779.92)
19-I Earning Per Share (before extraordinary items) (of ₹ 10/- each) (not annualised)						
(a) Basic	(0.21)	(0.16)	(0.14)	(0.37)	(0.22)	(0.51)
(b) Diluted	(0.21)	(0.16)	(0.14)	(0.37)	(0.22)	(0.51)
19-II Earning Per Share (after extraordinary items) (of ₹ 10/- each) (not annualised)						
(a) Basic	(0.21)	(0.16)	(0.14)	(0.37)	(0.22)	(0.51)
(b) Diluted	(0.21)	(0.16)	(0.14)	(0.37)	(0.22)	(0.51)




FGP LIMITED		
CIN- L26100MH1962PLC012406		
Statement of Assets and Liabilities as on 30.09.2016		
₹ In Lacs		
Particulars	30.09.2016	31.03.2016
EQUITY AND LIABILITIES		
1 Shareholders Funds :		
(a) Share Capital	1189.51	1189.51
(b) Reserves and Surplus	(823.78)	(779.92)
(c) Money received against share	-	-
Sub-Total Shareholder's Fund	365.73	409.59
2 Share application money pending	-	-
3 Non-Current Liabilities		
(a) Long -term borrowings	-	-
(b) Deferred tax liabilities (net)	-	-
(c) Other Long -term liabilities	-	-
(d) Long - term provisions	-	-
(e) Long -term provisions	-	-
Sub - Total -Non - Current Liabilities	-	-
4 Current Liabilities		
(a) Short - term borrowings	-	-
(b) Long - term borrowings	-	-
(c) Trade payables	13.68	8.66
(d) Other current liabilities	1.20	0.35
(e) Short- term provisions	4.69	4.69
Sub-Total-Current Liabilities	19.57	13.70
TOTAL- EQUITY AND LIABILITIES	385.30	423.29
1 Non - Current Assets		
(a) Fixed assets	1.76	1.83
(b) Non - current investments	-	-
(c) Long -term loans and advances	-	-
(d) Deferred tax assets (net)	-	-
(e) Other non-current assets	-	-
Sub Total -Non-Current Assets	1.76	1.83
2 Current Assets		
(a) Current Investments	301.24	345.67
(b) Inventories	-	-
(c) Trade receivables	-	0.13
(d) Cash and Bank equivalents *	13.32	11.73
(e) Short -term loans and advances	68.98	63.93
(f) Other current assets	-	-
Sub - Total - Current Assets	383.54	421.46
TOTAL - ASSETS	385.30	423.29

*Cash & Cash equivalents represents cash and Bank balance.

Notes:

- The above results were reviewed and recommended by the Audit Committee and approved by the Board of Directors at their meeting held on November 09, 2016.
- The Statutory Auditors of the Company have conducted a Limited Review of the above Financial Results.
- The Company operates only in one segment, i.e.; "Business Centre".
- Tax expenses if any will be accounted on the year end in accordance with AS-22 on "Accounting for Taxes on Income".
- The figures have been regrouped/rearranged wherever necessary to confirm to current period's classification.



On Behalf of Board of Directors
For FGP Limited


Kishore Shete
Wholtime Director

Place : Mumbai

Date : November 9, 2016.